

POTTER'S choice FLUX



Cone 5/6

PCF-74 River Birch over C-29 Deep Sea.
Fired to Cone 6.



POTTER'S choice FLUX

Category: Mid-High Fire Glaze
Firing Temperature: Cone 5 - Cone 6

Tiles are AMACO 11-M A-Mix White Stoneware Clay. Fired to Cone 5.



PCF-3
Midnight Run



PCF-18
Honeydew



PCF-19
Cirrus Flow



PCF-54
Flux Blossom



PCF-74
River Birch

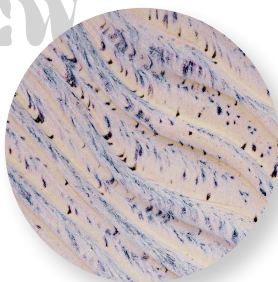


PCF-75
Moss Mist

NEW

NEW

NEW



PCF-16
Aurora Breeze



PCF-36
Rose Mist




PCF-33
Mystic Tide

NEW

NEW

NEW



PCF-21
Ocean Drift



PCF-60
Sun Beam



PCF-63
Sun Shower

POTTER'S CHOICE FLUX ADVANTAGE

FAQ

Apply to... Cone 04 Bisqueware

Fire to... Cone 5 - Cone 6

Food safe? Yes. All Potter's Choice Flux glazes hold a food safety status.

TIPS AND TRICKS


- Beautiful on textured surfaces where the glazes can break and show the clay body color.
- These glazes can run. To avoid glaze running off your pieces, apply fewer or thinner coats near the base.
- Stir or shake River Birch well before glazing.
- Thicker application results in more movement in the glazes.

Not getting the results you expected?

If your Potter's Choice pieces aren't turning out quite like ours, chances are you still aren't applying the glaze thick enough, especially when layering glazes. Everyone applies glaze differently, and a heavy hand for one person may be light for another. Go to www.amaco.com/how_tos and check out our "Brushing on Glazes" video to see how we achieve our results.



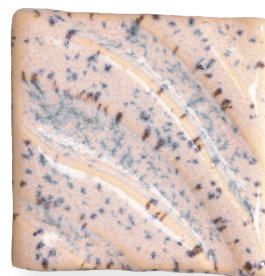
Glazing with Potters Choice



- Based on the widely popular PC-17 Honey Flux glaze
- Great for layering with other Potter's Choice glazes, AMACO Celadons, or AMACO Shino glazes
- Variety of beautiful colors
- Available in 16oz liquid for brushing
- Can be used alone or layered to soften the colors of other glazes and increase flow.

CLAY

Clay body can affect your work just as much as glaze. Check out how PCF-16 Aurora Breeze shifts from clay body to clay body.



AMACO No. 16
White Chocolate



AMACO No. 30
Milk Chocolate



AMACO No. 32
Dark Chocolate

LAYERING

Head to www.amaco.com/layering for specs and to check out tons of other layering combinations!

Potter's Choice Flux over Potter's Choice Flux

PCF-19
Cirrus Flow
over
PCF-54
Flux Blossom



PCF-3
Midnight Run
over
PCF-19
Cirrus Flow



Potter's Choice Flux over Potter's Choice

PCF-19
Cirrus Flow
over
PC-45
Dark Green



PCF-74
River Birch
over
PC-62
Textured
Amber Brown



Potter's Choice over Potter's Choice Flux

PC-52
Deep Sienna
Speckle
over
PCF-54
Flux Blossom



PC-26
Blue Lagoon
over
PCF-75
Moss Mist



Potter's Choice Flux over Celadons

PCF-3
Midnight Run
over
C-36 Iron



PC-54
Flux Blossom
over
C-54
Snapdragon



Potter's Choice Flux over Shino

PCF-19
Cirrus Flow
over
SH-41
Oolong
Gloss




PCF-74
River Birch
over
SH-52
Hibiscus
Matte




APPLICATION

Most Potter's Choice Flux Glazes benefit from a heavy-handed application. See below the PCF glazes showing 1 coat, 2 coats, and 3 coats all fired to Cone 5.

PCF-3 Midnight Run



PCF-18 Honeydew



PCF-33 Mystic Tide



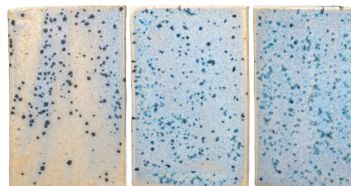
PCF-54 Flux Blossom



PCF-74 River Birch



PCF-21 Ocean Drift



GET INSPIRED!



Visit our Cone 5/6 Glaze Forum page at [Facebook.com/groups/potterschoiceex](https://www.facebook.com/groups/potterschoiceex) to find inspiration, share results, and discuss with other AMACO customers!

Questions? Email customercare@amaco.com